



mobile Ausstellungssysteme

**mobile  
exhibition  
systems**

**Produktübersicht /  
*product overview***

## Produktübersicht / *product overview*

pop up → 1 - 2

walls & towers → 3

roll up & banners → 4

counters → 5 - 6

brochure racks → 7

signs & fixing → 8

backlit displays → 8

pos → 9

event & outdoor → 9 - 10

### **special brands**

penguin → 11 - 14

multi frame → 15 - 20

sign-ware → 21

ISOframe → 22 - 24

dragon2 gebogen



dragon2 gerade



soft expo2



dragon2



pop up\_tower



soft expo fusion







B / W  
80 cm  
85 cm  
100 cm



B / W  
85 cm  
100 cm  
120 cm  
150 cm  
200 cm

roll screen chrome

roll screen solid

I\_base2



B / W  
85 cm  
100 cm



B / W  
85 cm  
100 cm  
120 cm



B / W  
80 cm  
100 cm





expo-case

podium case

pop up\_counter2

swede display counters

flipcounter

promotion table





penguin brochure rack

space penguin brochure rack

swede display - Prospektsteller



light column

bestPipe

← backlit displays








H  
235 cm  
310 cm  
424 cm



H  
290 cm  
430 cm







twin

wall

outdoor connection

outdoor





triangle



tower



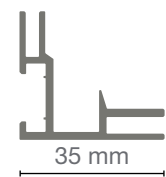




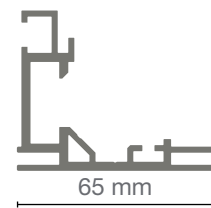
15 mm



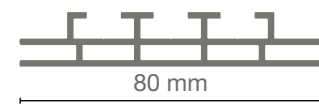
18 mm



35 mm



65 mm



80 mm



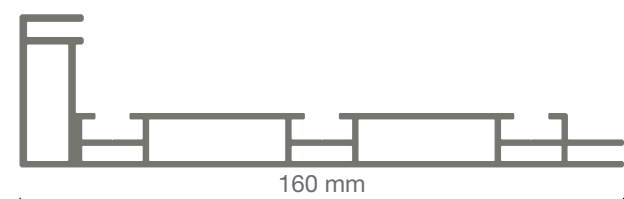
120 mm



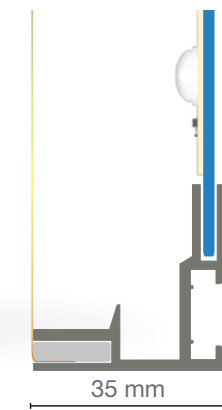




120 mm



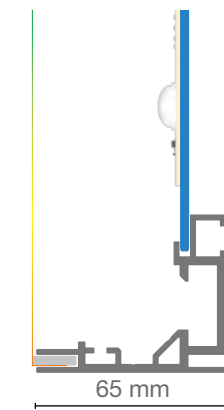
160 mm



160 mm

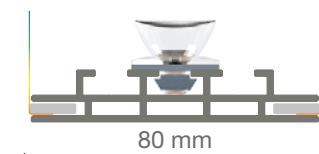


35 mm

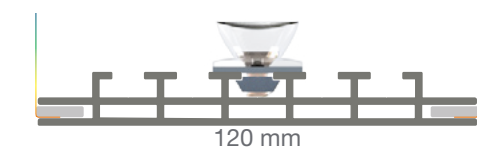


65 mm

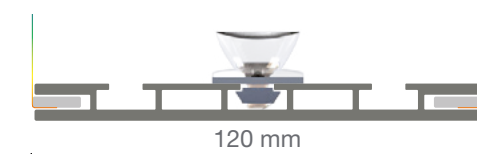
side light



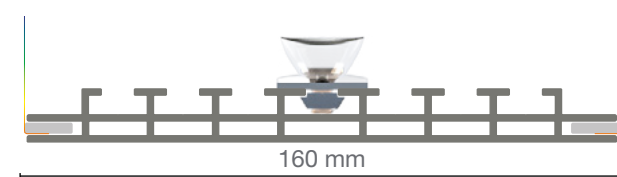
80 mm



120 mm



120 mm

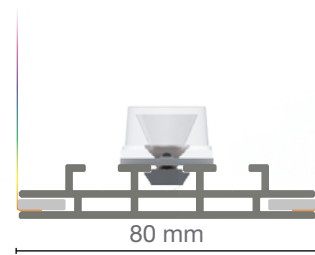


160 mm





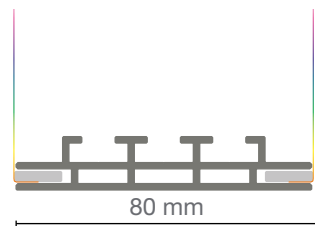
BxH / WxH  
 85x200 cm  
 85x245 cm  
 100x200 cm  
 100x245 cm



PICUP

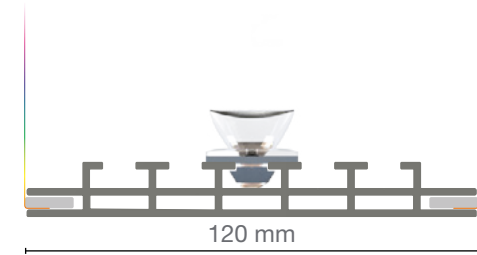


BxH / WxH  
 85x200 cm  
 85x245 cm  
 100x200 cm  
 100x245 cm

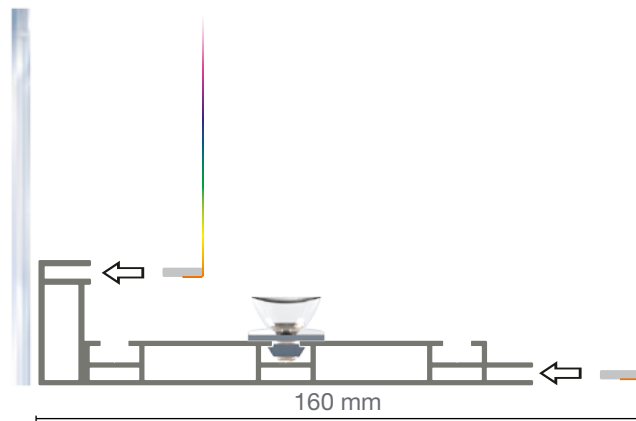


BxH / WxH  
 200x248 cm  
 200x298 cm

Extensionset Systembreite  
 +100 cm  
 +75 cm  
 +50 cm

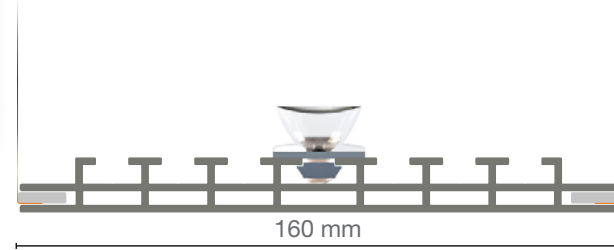


Backload

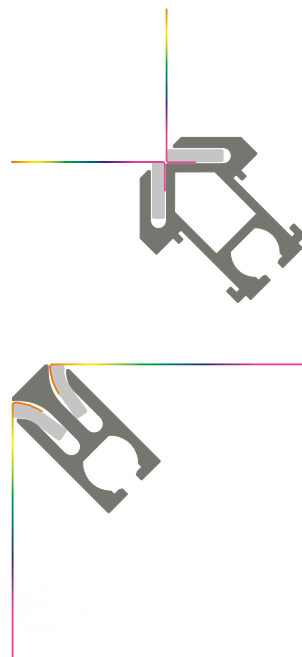





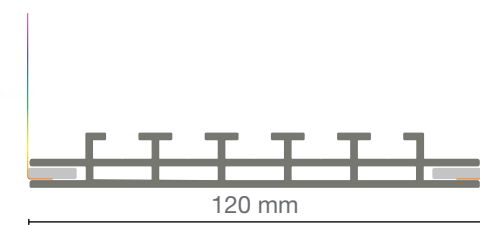
BxH / WxH  
80x220 cm  
100x220 cm



multi tower



BxH / WxH  
100x200 cm  
200x200 cm  
100x248 cm  
200x248 cm  
100x300 cm  
200x300 cm



MOBILE Anbaumodul / extension modules



B / W  
75 cm  
85 cm  
100 cm






Abhängung / suspension

Truck-Ware




counter

Anbautheke







ISObar



ripple





